

Welcome to **What's new in Microsoft 2025 Release Wave 2**

Thursday, 25th September 2025

We will kick off shortly



New Features – D365 Enterprise ERP

- Cross app
- Finance
- Supply chain
- Project Operations



D365 Finance and Operations

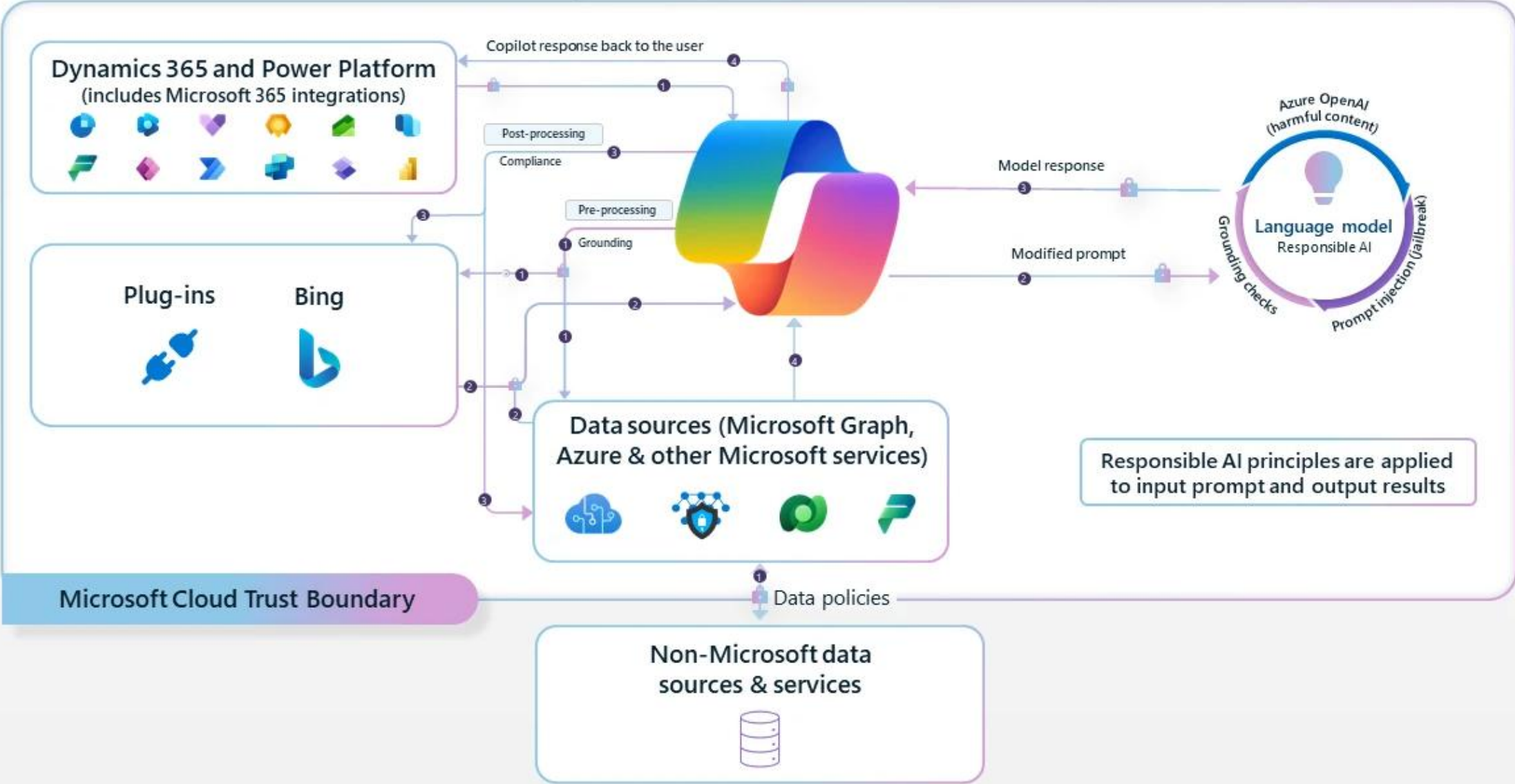
Cross App

D365 Finance and Operations - Boost productivity with Copilot

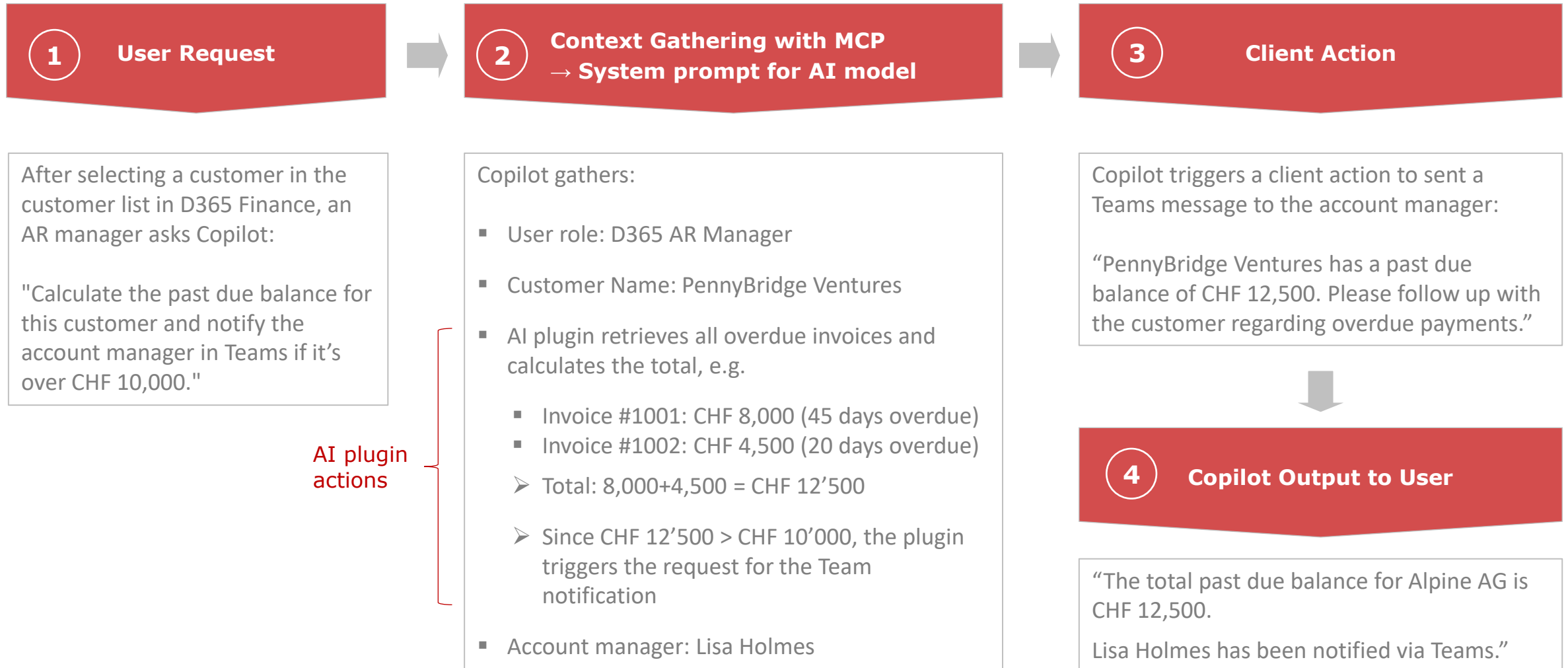


| Item | N/U | Timeline | Benefits / Observations |
|--|---------|---|--|
| AI actions for finance and operations business logic | Updated | Sep/2025 <i>(General availability)</i> | Copilot in finance and operations apps gives you generative AI capabilities through a natural language chat experience in the finance and operations client. Makers of finance and operations apps can extend and customize Copilot to tailor the capabilities and experience to their organization's needs. You extend Copilot by creating AI plugins that add the capabilities you need. |
| Extend Copilot in finance and operations apps with client actions | Updated | Sep/2025 <i>(General availability)</i> | <p>Copilot in finance and operations apps provides generative AI capabilities in a natural language chat experience in the finance and operations client. Makers of finance and operations apps can extend and customize Copilot to tailor the capabilities and experience to the needs of the organization. You extend Copilot by adding client actions, which are contextual copilot operations that you complete in the flow of a business process in the finance and operations client.</p> <p>With this release, you can customize the Copilot experience by creating client actions that use finance and operations business logic and code. Copilot responds to prompts in the in-app chat experience with actions that run finance and operations methods in code to determine the response. These capabilities, together with AI actions for finance and operations, enable finance and operations business logic to be used in expanding the capabilities of Copilot in finance and operations in-app experiences.</p> |
| Ask about your ERP data in natural language | Updated | Oct/2025 <i>(General availability)</i> | Makers can add Dataverse virtual tables for finance and operations apps as knowledge sources to agents in Microsoft Copilot Studio . With this capability, users can ask questions in natural language during their agent chat experiences and get answers from their enterprise business data in finance and operations apps. |
| Build agents for finance and operations with Model Context Protocol | Updated | Mar/2026 <i>(General availability)</i> | The Model Context Protocol is an open standard that connects AI agents to various systems . It standardizes how systems and applications provide context to large language models (LLMs) in agent platforms . With this release, you get an MCP server for Dynamics 365 finance and operations apps . The server includes key actions for Dynamics 365 Finance and Dynamics 365 Supply Chain Management. This setup creates a streamlined experience for connecting any agent platform that supports the standard protocol, including Microsoft Copilot Studio , to the actions and business logic of Dynamics 365 finance and operations apps. |

D365 Finance and Operations – Copilot Architecture



D365 Finance and Operations – Fictitious Example of Customized Copilot





D365 Finance

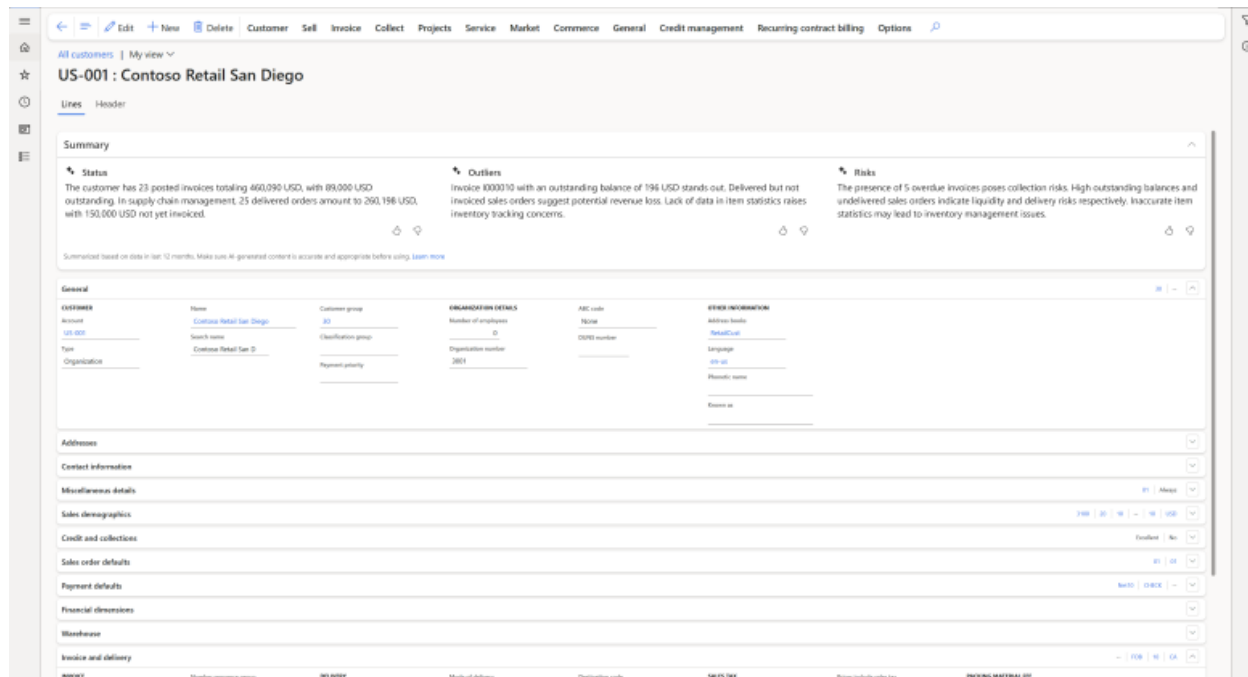
D365 Finance – Globalization Studio



| Item | N/U | Timeline | Benefits / Observations |
|--|--------|--|--|
| Expand localization in LATAM countries for Dominican Republic | Update | Jul/2025 <i>(General availability)</i> | We continue to extend the scope of the supported countries in LATAM to address the needs of multiple global and local customers. The solution includes out-of-the-box localization for Dominican Republic . While the country localization provides the following capabilities, the features might not all be available for preview. |
| Expand localization in LATAM countries for Peru | Update | Jul/2025 <i>(General availability)</i> | We continue to extend the scope of supported countries in LATAM to address the needs of multiple global and local customers. The solution includes out-of-the-box localization for Peru . While the country localization provides the following capabilities, the features might not all be available for preview. Country-specific features for Peru |
| Expand localization in LATAM countries for Venezuela | Update | Jul/2025 <i>(General availability)</i> | We continue to extend the scope of supported countries in LATAM to address the needs of multiple global and local customers. The solution includes out-of-the-box localization for Venezuela . While the country localization provides the following capabilities, the features might not all be available for preview. |

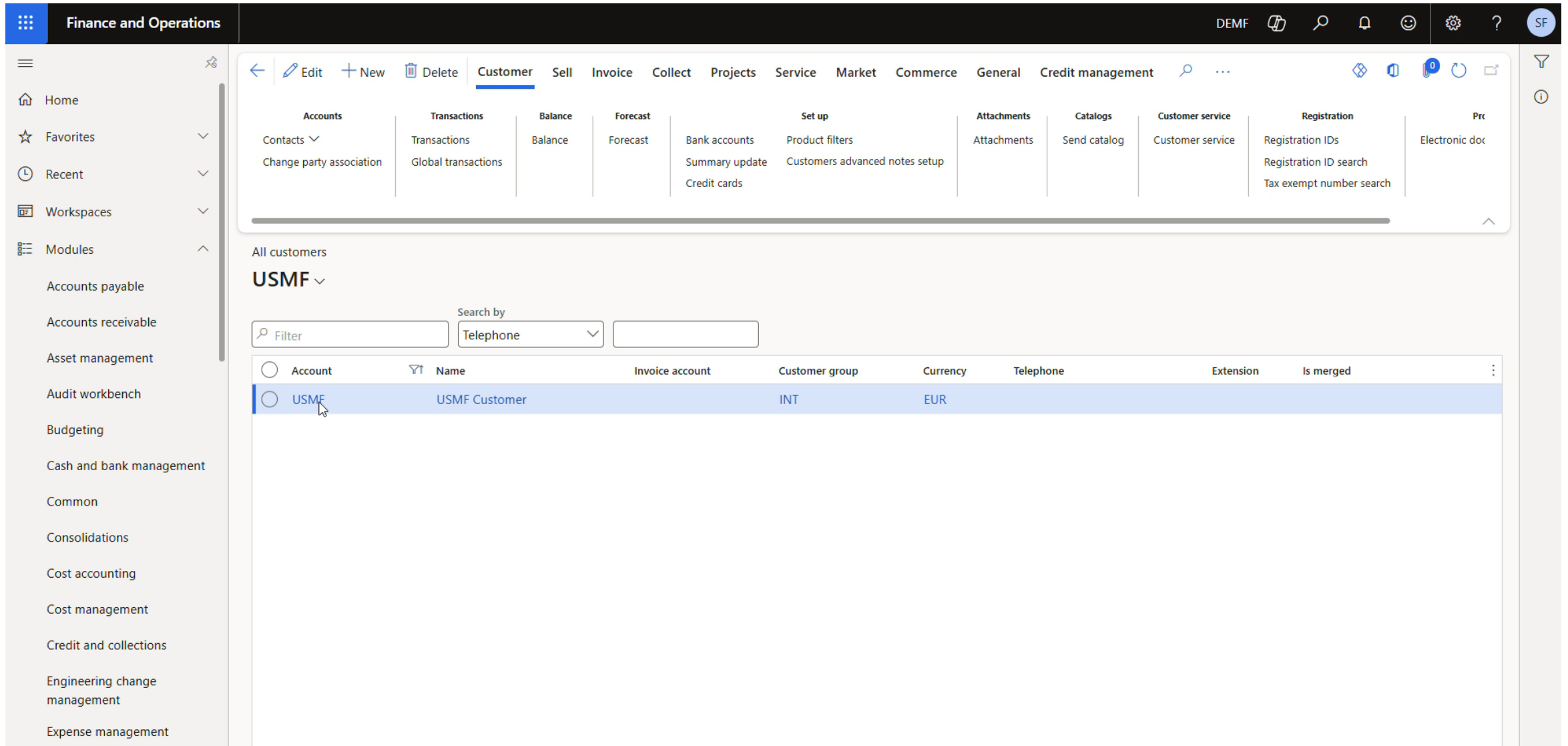
D365 Finance – Copilot

| Item | N/U | Timeline | Benefits / Observations |
|--|---------------|--|--|
| <p>Improve efficiency using Customer page summary</p> | <p>Update</p> | <p>Jul/2025 (General availability)</p> | <p>This feature provides a comprehensive summary of the status and selective insights for each customer on the customer page.</p> <p>On the customer page, this feature aggregates and analyzes data from various sources, including customer invoices, payments, sales orders, sales agreements, outstanding invoices, and delayed order lines. This data set helps identify anomalies and potential risks.</p> <p>You see the summarized information, which offers valuable insights into each customer's financial activities, at the top of the customer page for easy access and review. With this information, you can manage risks proactively and make informed decisions.</p> |



D365 Finance – Copilot

Demo Customer Page Summary

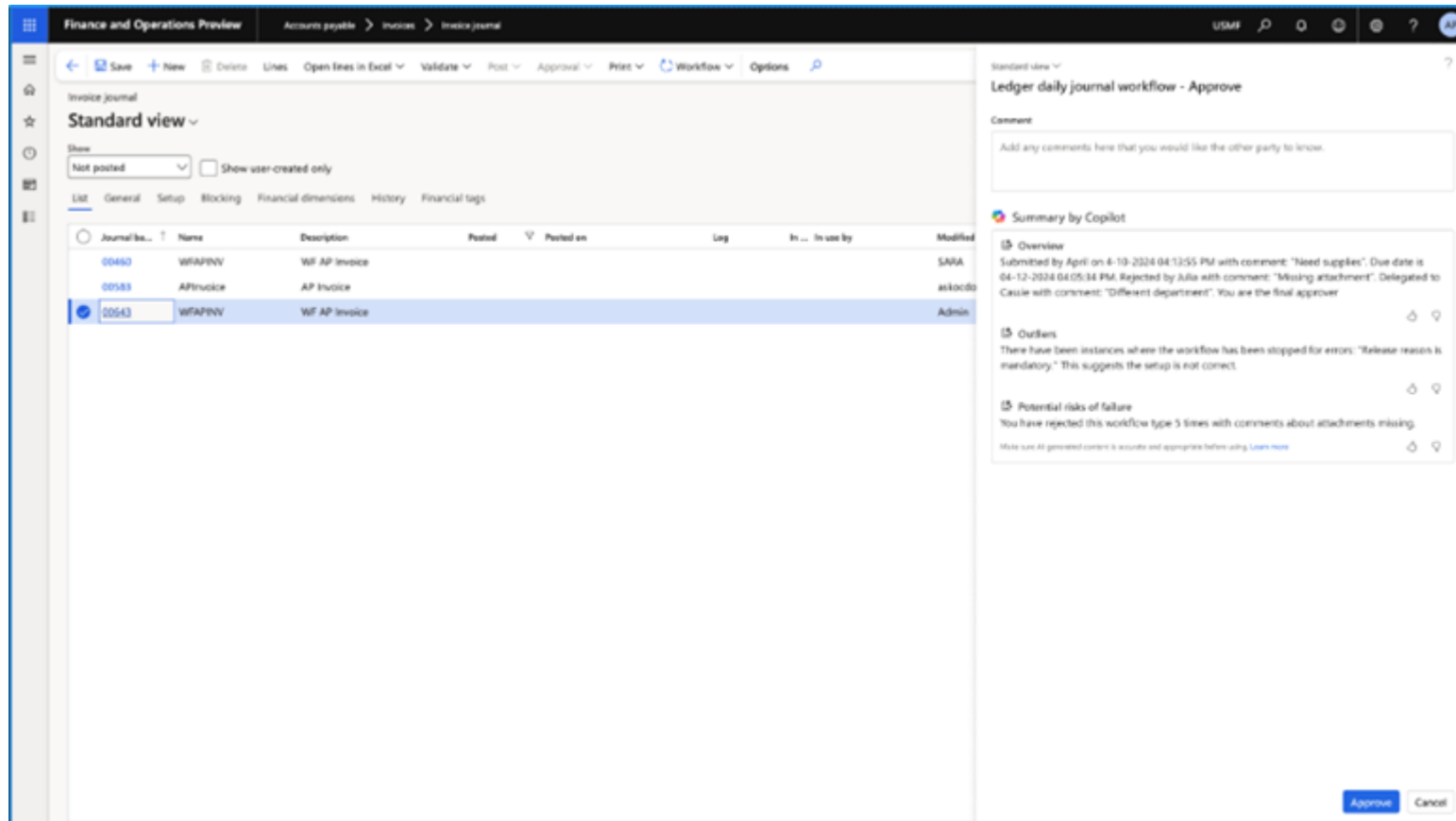


The screenshot displays the Microsoft Dynamics 365 Finance and Operations interface. The top navigation bar includes 'Finance and Operations' and various utility icons. The left sidebar lists navigation options such as Home, Favorites, Recent, Workspaces, and Modules. The main content area shows the 'Customer' page for 'USMF'. A top navigation bar contains tabs for 'Customer', 'Sell', 'Invoice', 'Collect', 'Projects', 'Service', 'Market', 'Commerce', 'General', and 'Credit management'. Below these tabs is a grid of functional areas including Accounts, Transactions, Balance, Forecast, Set up, Attachments, Catalogs, Customer service, Registration, and Prc. The main view shows a list of customers under the 'USMF' filter, with a search bar and a table of customer records.

| Account | Name | Invoice account | Customer group | Currency | Telephone | Extension | Is merged |
|---------|---------------|-----------------|----------------|----------|-----------|-----------|-----------|
| USMF | USMF Customer | | INT | EUR | | | |

D365 Finance – Copilot

| Item | N/U | Timeline | Benefits / Observations |
|---|--------|----------|--|
| Make faster decisions using workflow summary | Update | Jul/2025 | This feature summarizes the workflow approval status within Dynamics 365 Finance. You find the summary at the top of the workflow history page. The workflow summarization uses the submitter , due date , next approver , the completion policy , and recent records of the same document type to help the approver make decisions. The workflow history page displays the summarization information. |



The screenshot displays the Dynamics 365 Finance interface for an 'Invoice Journal' workflow. The main area shows a table of journal entries:

| Journal No. | Name | Description | Posted | Posted on | Log | In use by | Modified |
|-------------|-----------|---------------|--------|-----------|-----|-----------|----------|
| 00480 | WFAPINV | WF AP Invoice | | | | | SARA |
| 00583 | APInvoice | AP Invoice | | | | | askocdo |
| 00643 | WFAPINV | WF AP Invoice | | | | | Admin |

On the right side, the 'Summary by Copilot' section provides an overview of the workflow history, including details about the submission, rejection, and delegation of the invoice journal workflow.

Summary by Copilot

- Overview**
Submitted by April on 4-10-2024 04:13:55 PM with comment: "Need supplies". Due date is 04-12-2024 04:05:34 PM. Rejected by Julia with comment: "Missing attachment". Delegated to Casile with comment: "Different department". You are the final approver.
- Outliers**
There have been instances where the workflow has been stopped for errors: "Release reason is mandatory." This suggests the setup is not correct.
- Potential risks of failure**
You have rejected this workflow type 5 times with comments about attachments missing. Make sure all generated content is accurate and appropriate before using. [Learn more](#)

Buttons for 'Approve' and 'Cancel' are visible at the bottom right of the summary panel.

D365 Finance – Core financials



| Item | N/U | Timeline | Benefits / Observations |
|---|--------|--|--|
| Expand the use of financial tags | Update | Sep/2025 <i>(General availability)</i> | <p>Financial tags are already part of some inquiry pages, such as the Voucher transactions page. This feature adds financial tags to the Accounting source explorer inquiry within Finance.</p> <p>The feature also adds financial tags to the data model for Record to Report within Business performance analytics, so you can use them as dimensions for analysis.</p> |
| Split fixed assets | Update | Mar/2026 <i>(Public preview)</i> | <p>Key improvements include the ability to identify the source asset and destination asset, select either spot or historical exchange rates for reporting currency, and preview fields that display asset values before and after the split in accounting and reporting currencies. Users can split assets by amount or percentage. A new Fixed asset split list page offers a detailed audit trail, and the feature supports split updates across legal entities.</p> |
| Transfer fixed assets between legal entities | Update | Dec/2025 <i>(Public preview)</i> | <p>The Fixed asset inter-company transfer feature lets you transfer assets between legal entities. Select the source asset and its book, and preview key financial details like acquisition cost, accumulated depreciation, and net book value (NBV). You can process the transfer as a disposal. Choose to create the destination asset automatically or select precreated assets. The feature copies asset data to the destination entity, lets you preview destination values, and automates posting acquisition in the destination asset and disposal transactions in the source asset.</p> |
| View cross-company transactional data using accounting source explorer | Update | Sep/2025 <i>(General availability)</i> | <p>The accounting source explorer page in Dynamics 365 Finance is a key tool for accounting personnel to view financial transactions. Currently, you can view data from only one company or legal entity at a time. To view data from multiple companies, you must switch between companies and reload the data in the accounting source explorer page.</p> <p>With this update to the accounting source explorer, you can quickly and easily export transactional data for selected companies. By exporting data from multiple companies to Excel, the accounting team can perform deeper analysis across companies.</p> <p>The key change for this feature is an improved export option. You can select the companies you want to export data from, along with other existing filter options in the accounting source explorer.</p> |

D365 Finance – Core financials



| Item | N/U | Timeline | Benefits / Observations |
|---|---------------|--|---|
| <p>Reconcile accounts faster using the enhanced Account reconciliation agent</p> | <p>Update</p> | <p>Oct/2025 <i>(Public preview)</i></p> | <p>The first reconciliation automations focus on reconciling subledgers to the general ledger balances. Instead of using SSRS reports, a near-real-time process proactively notifies the finance team of any reconciliation issues. When the process recognizes an issue, each transaction provides many options for possible solutions. The solution might be changing a setting on the main account, such as don't allow manual entry, or it might be recognizing when a posting profile change causes a different balance sheet account to be used for reconciliation. The process maintains an audit trail when you identify issues and their solution.</p> <p>The first public preview included the subledger-to-ledger reconciliation automation but didn't include recommendations by the Account reconciliation agent for how to address exceptions. We later added agent functionality for recommending the action to take to address the exception when amounts don't match for individual transactions. This public preview introduces agent functionality for recommending what action to take to address the exception for additional exception types, including "In ledger, not in subledger" and "In subledger, not in ledger" individual transactions.</p> <p>The agent functionality also improves linking scenarios where many ledger transactions link to a subledger entry, many subledger entries link to a ledger entry, or multiple ledger entries link to multiple subledger entries. Copilot learns from past solutions and moves toward automatic resolution to any reconciliation issues (longer-term vision). An audit trail tracks actions taken by Copilot.</p> |
| <p>Accounting rules for new journal framework</p> | <p>Update</p> | <p>Nov/2025 <i>(Public preview)</i></p> | <p>Accounting rules improve operational efficiency by providing these capabilities:</p> <p>A single setup page for creating and maintaining posting accounts to use for general ledger postings. Traceability of postings to maintain an audit trail for the posting rule used on a transaction. Versioning of posting rules.</p> |

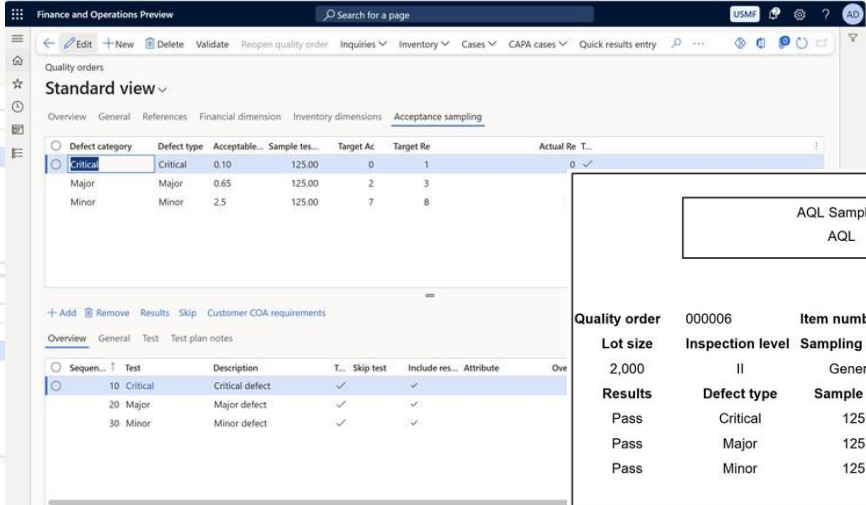
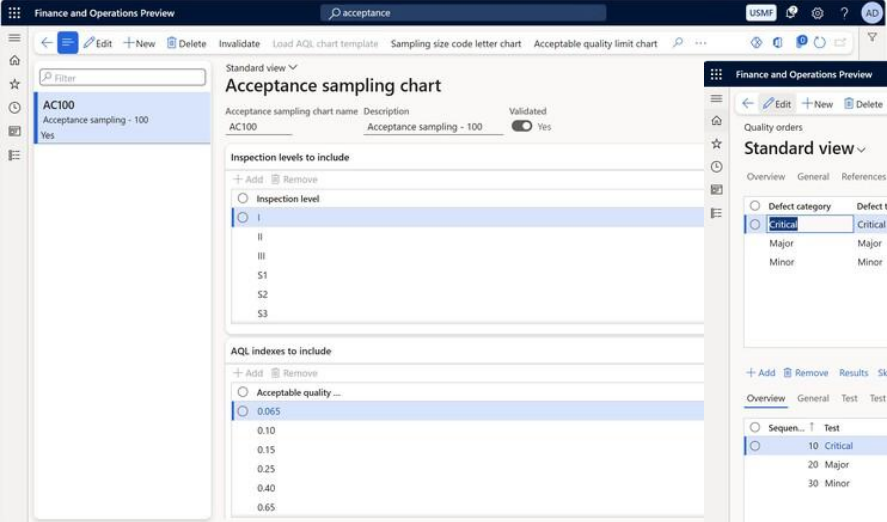
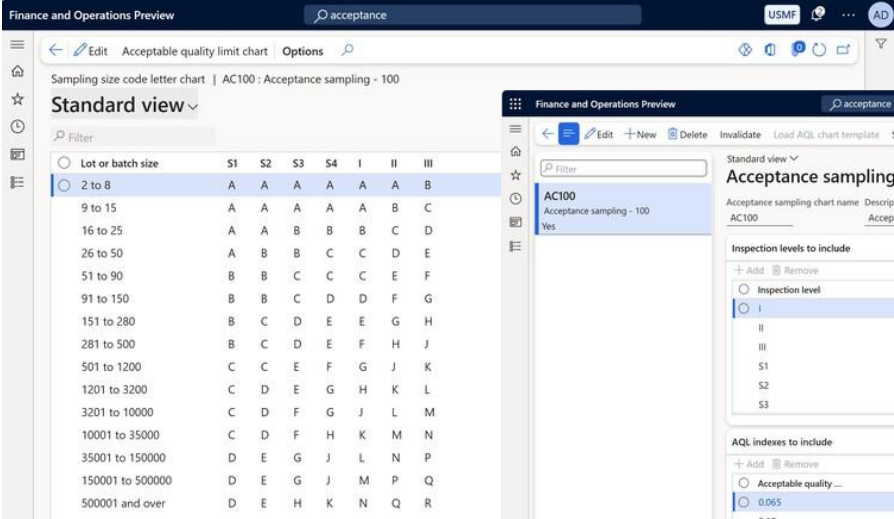


D365 Supply Chain

D365 Supply Chain - Manufacturing and asset management



| Item | N/U | Timeline | Benefits / Observations |
|---|----------------|--|---|
| <p>Enable quality control with acceptance sampling</p> | <p>Updated</p> | <p>Sep/2025 (General availability)</p> | <p>This feature uses quality orders to perform acceptance sampling.</p> <p>With acceptance sampling, workers inspect a statistically determined sample size of products to identify defects. Workers categorize each defect as critical, major, or minor. A code letter and a master sampling chart based on ISO and ANSI industry standards define the sample size and allowable defect counts for each category.</p> <p>With this feature, you can:</p> <p>Generate an acceptance sampling chart (image 1), which consists of a code letter chart (image 2) and an acceptable quality limit chart (image 3). The acceptable quality limit chart provides supporting data from a predefined template. Administrators can edit these templates.</p> |



| AQL Sampling AQL | | | | Pass | | |
|------------------|--------|------------------|----------|---------|------|---------|
| Quality order | 000006 | Item number | M0008 | | | |
| Lot size | 2,000 | Inspection level | II | General | | |
| Results | Pass | Defect type | Critical | AQL% | 0.10 | Accept |
| | Pass | Sample size | 125 | AQL% | 0.65 | Reject |
| | Pass | Sample size | 125 | AQL% | 2.5 | Defects |
| | Pass | Accept | 0 | Reject | 1 | Defects |
| | Pass | Reject | 3 | Defects | 1 | |
| | Pass | Defects | 0 | | | |

D365 Supply Chain - Manufacturing and asset management

| Item | N/U | Timeline | Benefits / Observations |
|--|--------|----------|---|
| Achieve regulatory compliance and quality excellence | Update | Oct/2025 | Advanced quality management integrates throughout the Supply Chain Management solution. Key features include: |

Quality Management

Fulfil regulatory requirements and drive quality excellence

- Integrated advanced quality capabilities throughout the entire supply chain, minimizing the reliance on third-party quality management solutions.
- Ensuring compliance with regulations while boosting product quality, and customer satisfaction.
- Fostering continuous improvements and risk mitigations with a feedback-driven approach.



Continuous improvement and risk mitigation



Optimized testing strategies



Digitized manufacturing for precision and compliance



Regulatory compliance



User productivity



D365 Supply Chain - Copilot and AI innovation



| Item | N/U | Timeline | Benefits / Observations |
|------|-----|----------|-------------------------|
|------|-----|----------|-------------------------|

| | | | |
|---|---------------|--|---|
| <p>Autodetect and analyze seasonality patterns in demand forecasts with generative insights</p> | <p>Update</p> | <p>Oct/2025 (General availability)</p> | <p>Demand planning in Supply Chain Management now includes generate insights, which provides two metrics: seasonality and signal correlation. We plan to add more metrics in future releases. Generative insights evaluates forecast data using both metrics. It clusters data based on the seasonality patterns it detects.</p> <p>For each seasonality cluster, generative insights gives a meaningful name and a confidence score. Each cluster shows its relative size compared to the full data set by the number of planning objects and the planned volume. Select a dimension to see a dynamic breakdown of the top five contributors within each cluster for that dimension.</p> |
|---|---------------|--|---|

The screenshots illustrate the 'Generative Insights' feature in Dynamics 365 Demand Planning. The interface shows a 'Demo: XGBoost with HD and Inflation' scenario. Key components include:

- Insights Detection:** A progress bar showing 7 insights detected, with 2 related to Seasonality and 2 to Signal Correlation.
- Summary:**
 - 2 seasonality patterns have been detected for the selected view.
 - Seasonality pattern has been detected for 100% of planning objects.
 - 8% of planning objects have no clear seasonality pattern.
 - Seasonal Peaks with Growth include 29 planning objects.
- Signal Correlation (2):** A chart showing correlation between different planning objects.
- Seasonality (2):** A chart showing seasonal patterns over time.
- Top 5 contributors:** A table showing the top contributors for a selected dimension (Warehouse Location Name).

| Country/Region | Product Name | Warehouse Location Name | 6/1/2025 | 7/1/2025 | 8/1/2025 | 9/1/2025 |
|----------------|-----------------|-------------------------|----------|----------|----------|----------|
| USA | Holiday Speaker | Store 3 US | 0 | 0 | 0 | 0 |
| USA | Summer Speaker | DC WHS 1 US | 888.52 | 958.33 | 867.95 | 253.22 |
| USA | Summer Speaker | Store 1 US | 715.71 | 805.87 | 724.8 | 208.67 |
| USA | Summer Speaker | Store 2 US | 1076.62 | 1147.85 | 1001.01 | 257.82 |
| USA | Summer Speaker | Store 3 US | 815.05 | 910.68 | 810.7 | 213.97 |
| HK | Summer Speaker | Store 4 HK | 481.76 | 477.11 | 478.19 | 141.88 |
- Country/Region Breakdown Table:**

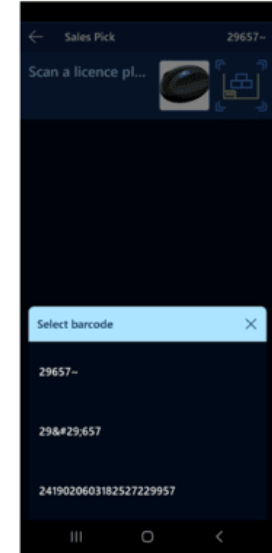
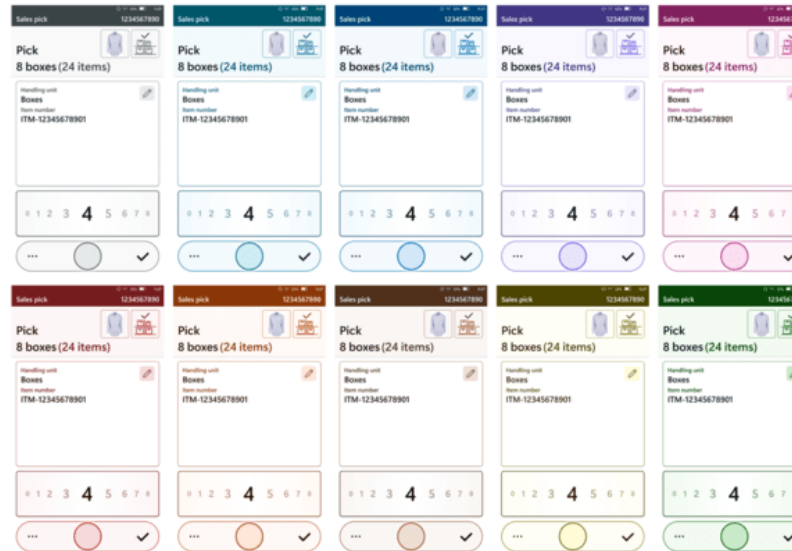
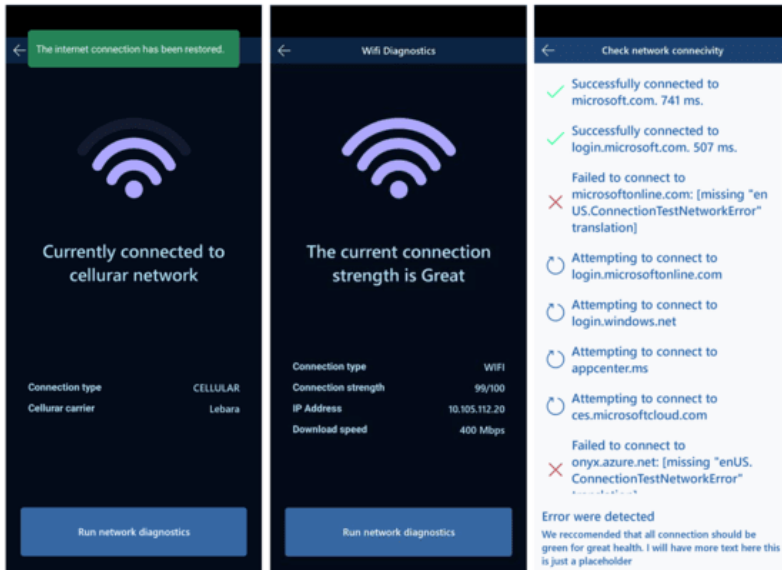
| Country/Region | Product Name | Warehouse Location Name | 6/1/2025 |
|----------------|-----------------|-------------------------|----------|
| USA | Holiday Speaker | Store 3 US | 0 |
| USA | Summer Speaker | DC WHS 1 US | 888.52 |
| USA | Summer Speaker | Store 1 US | 715.71 |
| USA | Summer Speaker | Store 2 US | 1076.62 |
| USA | Summer Speaker | Store 3 US | 815.05 |
| HK | Summer Speaker | Store 4 HK | 481.76 |

D365 Supply Chain - Procurement

| Item | N/U | Timeline | Benefits / Observations |
|--|--------|--|---|
| Manage supplier relationships with Supplier Engagement | Update | Dec/2025 <i>(Public preview)</i> | <p>The new Supplier Engagement app gives you a Microsoft Power Apps experience that integrates with Dynamics 365 Supply Chain Management and Dynamics 365 Finance. With this app, you can manage both strategic and tactical areas of your supplier relationships. You can schedule appointments, track performance, schedule supplier reviews, and manage prospective suppliers who aren't registered yet.</p> <p>The experience also includes a supplier-facing portal based on Microsoft Power Pages. The new supplier portal supports many facets of the supplier relationship, ranging from tactical to operational and transactional aspects. It helps new suppliers onboard and enables existing suppliers to engage with your company through transactions such as requests for quotation (RFQs), managed bidding, purchase orders, and invoices. The supplier portal works with the existing vendor collaboration capabilities in Supply Chain Management.</p> |

D365 Supply Chain - Warehouse management

| Item | N/U | Timeline | Benefits / Observations |
|--|---------------|---|--|
| <p>Improve operations with Warehouse Management mobile app V4</p> | <p>Update</p> | <p>Aug/2025 <i>(Public preview)</i></p> | <p>Warehouse Management mobile app version 4 is a major upgrade that moves the app to a modern foundation. With this foundation, the app delivers multiple features, benefits, and improvements.</p> |





D365 Project Operations

D365 Project Operations - Copilot in Project Operations



| Item | N/U | Timeline | Benefits / Observations |
|---|--------|---|--|
| Match credit card transactions and itemize expenses automatically | Update | Sep/2025 <i>(Public preview)</i> | You can enable both auto credit card matching and itemization features . Choose the features that fit your organization's needs by setting specific parameters in the finance and operations environment. |
| Optimize processes with agent-led time, expense, and approvals | Update | Oct/2025 <i>(General availability)</i> | <p>By using Copilot and agentic automation, you can remove inefficiencies in the invoice process. The solution automatically detects work from Microsoft Outlook calendars and Microsoft Teams meetings. These features enable automated creation and submission of time entries. You don't need alerts and reminders that often frustrate project managers, consultants, and invoice administrators.</p> <p>The automation also helps create, submit, and check policy for expense reports from emails and receipt scans. It includes automatic policy validations. Project managers can upload documents with rules to flag approvals that need review while allowing others to approve automatically.</p> <p>Overall, these advanced technologies use natural language inferences and automation to help project-centered companies submit accurate invoices, reduce corrections, and remove frustrations and last-minute issues for everyone involved.</p> |

D365 Project Operation - Optimize Project Operations



| Item | N/U | Timeline | Benefits / Observations |
|--|--------|--|--|
| Use the new Time Entry mobile app | Update | Sep/2025 <i>(General availability)</i> | <p>Project team members on Lite and resource-based and nonstocked deployments of Project Operations now have a new mobile application based on Microsoft Power Apps. The new mobile app helps them log time, keep track of submitted entries, and view the work assigned to them.</p> <p>The application provides users with the following capabilities:</p> <p>A view that summarizes all Microsoft Outlook meetings and Microsoft to-do items for the day. Use these meetings and to-do items to log time entries.</p> <p>The ability to view projects and tasks where the team member is currently assigned, and the duration of the staffed project.</p> |
| Use the simplified Approvals page | Update | Sep/2025 | <p>The Approvals feature updates the UI experience for approvals in Project Operations. The update shows approvals in a calendar grid, like the time entry creation grid. It highlights the most relevant information so project managers can easily see which records need their attention.</p> |
| Use Time zone independent accounting date in project invoicing | Update | Sep/2025 | <p>When you use this feature, Dataverse includes a new time-zone (TZ) agnostic accounting date field. Use this TZ agnostic accounting date field instead of the accounting date field, which uses the user's local time zone, when you post transactions in finance and operations (resource deployments).</p> <p>When you enable usage of this field, you can: ** Use a time-zone agnostic accounting date in invoiced transactions so invoicing is accurate.</p> |

D365 Project Operation - Optimize Project Operations



| Item | N/U | Timeline | Benefits / Observations |
|--|--------|---|--|
| <p>Enable purchase orders and item reservations for stocked items</p> | Update | <p>Dec/2025 <i>(Public preview)</i></p> | <p>Feature Details Activate this feature by turning on the Enable purchase orders and item reservations for stocked items in Project Operations integrated with ERP setting. When you enable this feature, you get the following capabilities:</p> <p>Purchase order creation: Project managers can create purchase orders directly from item requirements. This capability enables procurement of stocked materials that align with project needs.</p> <p>Cost recording at receipt: You can record project costs when you receive the product, instead of waiting for vendor invoicing. This capability improves financial accuracy and timeliness.</p> <p>Material reservation: The system supports inventory reservation for material usage scenarios. This capability ensures that required stock is allocated and available for project execution.</p> <p>Master planning integration: You can integrate with Dynamics 365 ERP master planning to auto-generate planned purchases or transfer orders based on project forecasts.</p> |
| <p>Split credit card transactions in Expense Management</p> | Update | Dec/2025 | <p>This feature works through a feature flag and a parameter that controls the split expense functionality. When you turn on the feature, you can split credit card transactions even if there are policy violations or if you didn't fill in certain mandatory fields. The mandatory fields come from your organization's policies and include guest information for meals.</p> |
| <p>Upload multiple receipts to an expense at once</p> | Update | Dec/2025 | <p>When you enable this feature, users in your organization can upload multiple receipts to an expense entry at the same time. This feature reduces the time and effort needed to manually upload receipts separately. With this enhancement, the expense reporting process is more efficient, repetitive tasks are minimized, and overall productivity improves.</p> |
| <p>Use stocked products in resource-based deployments</p> | Update | Dec/2025 | <p>he experiences for using inventoried products in Project Operations use the Inventory and Warehouse modules of Dynamics 365 Supply Chain Management. To accurately estimate the availability of stocked items and their costs, the system uses Pricing and Inventory visibility services. Use the Inventory close process in Supply Chain Management to update the project cost and show accurate consumption of project budgets. Providing all the capabilities needed to manage stocked items on projects takes multiple release waves.</p> |

Thank you!



info@alfapeople.com



DK: +45 70 20 27 40
DE: +49 5221 28 44 00
CH: +41 43 355 30 60
US: +1 (855) 500-1447
CA: +1 289 291-7769

