

Welcome to **What's new in Microsoft 2025 Release Wave 1**

Thursday, 27th March 2025

We will kick off shortly



Power Platform



What's new in Power Platform



Power Apps

Power Apps - Building modern apps



Item	N / U	Deadline	Benefits / Observations
Select columns downloaded on mobile devices	Updated	Apr/2025	You can now select the columns of tables that are downloaded on mobile devices for offline use. This feature is for anyone using mobile apps that need to work without internet connectivity. The fewer columns you select, the faster the app downloads the data on the device, saving you time.
Add AI record summary to model-driven apps	Updated	Apr/2025	Adding an AI record summary will allow users to access important information easily, thereby making them more productive by saving time and effort.
Copilot helps you plan out solutions to business problems	New	Sep/2025	There can be a lot of legwork involved in detailing solutions to a business problem before you start to create apps, flows, and other objects that will solve your users' needs. Copilot is well versed in common solution architecture patterns and can take advantage of other sources such as images to add to the context of the problem. Copilot can help you create user roles, define role-specific requirements, and suggest data schema, apps, and other objects that would come together as a solution to the proposed business problem. You can collaborate with Copilot, iterating over user roles, requirements, schema, and objects to ensure the final solution is a great start for the business.
Fill forms faster with smart paste	Updated	Apr/2025	The new, smart paste option in Copilot's form fill assistance feature makes it faster and easier for users to fill forms based on text content from any source. Users can simply copy the content, smart paste by selecting a button or using the keyboard shortcut, and receive inline suggestions within the form, based on the copied content.
Find records and filter views using natural language	Updated	Apr/2025	With Copilot, you can find, filter, and sort data more efficiently using natural language in views for model-driven apps, significantly reducing the time previously spent on advanced filtering and enhancing productivity.
Improve form fill assistance by adding custom knowledge	Updated	Apr/2025	With Copilot's custom document form-fill assistance, you can use your organization's knowledge to complete forms faster and with more consistency.
Visualize the data in your view easily with Copilot	Updated	Apr/2025	AI-generated visualizations by Copilot help you understand patterns, trends, and relationships in your data. You can easily turn tabular data into a chart right in context. Plus, you can personalize the visualization to turn data into insights without needing any other analytical tool. This means you save time and gain valuable insights faster, making your data work for you.

Power Apps - Enable enterprise scale

Item	N / U	Deadline	Benefits / Observations
Be aware of authentication change in RSAT	Updated	Mar/2025	Microsoft is increasing the strength of its authentication across the board, including Dynamics 365 finance and operations apps. Therefore, we are removing the option to authenticate with certificates.
Enhanced testing for Power Apps	Updated	Mar/2025	Improved testing options for Power Apps. This capability supports the handling of larger-scale Power Apps without regressions, resulting in more robust applications with fewer bugs.
Manage your source code for canvas apps	Updated	May/2025	With this feature, you can view the underlying code to understand app functionality and manage source control. It's perfect for developers who need to align with healthy and robust Application Lifecycle Management (ALM) practices. By using this feature, you streamline your development process, improve code quality, and support your app's growth.

Power Apps - Copilot for Power Apps makers and users



← My Active Case details ▾ Show As ▾ Show Chart + New Case ⋮

Try to search in your own words

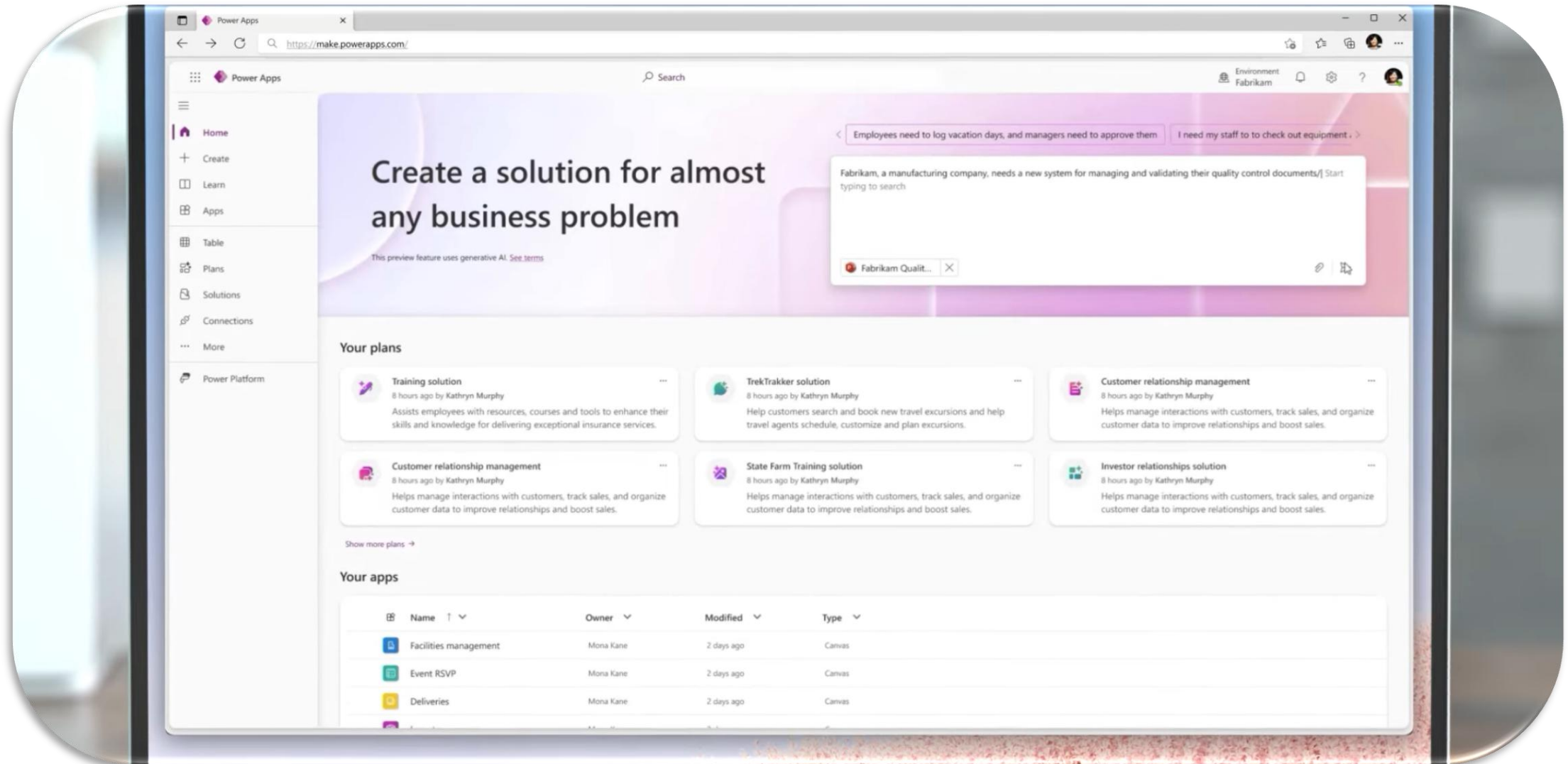
Suggestions

- Cases where Follow Up By is on or before 7/11/2024
- Cases where Customer is Alpine Ski House order by followupby
- Cases where Created On is on or before 7/9/2024 order by followupby
- Cases where Case Title is Defective item delivered (sample) or Information on the product (s...
- Cases where Case Number is CAS-01005-14C9K9 or CAS-01008-W9Q4V2

	Origin ▾	Customer * ▾	Status Reas
<input type="checkbox"/>	Phone	Alpine Ski House	On Hold
<input type="checkbox"/>	Email	Thomas Andersen...	In Progress
<input type="checkbox"/>	Web	Coho Winery	In Progress
<input type="checkbox"/>	Email	Alpine Ski House	On Hold
<input type="checkbox"/>	Phone	Sidney Higa (sam...	In Progress

<input type="checkbox"/>	Damaged during shipment (sample)	CAS-01004-H551...	Low
<input type="checkbox"/>	Maintenance required (sample)	CAS-01012-N7L255	Normal

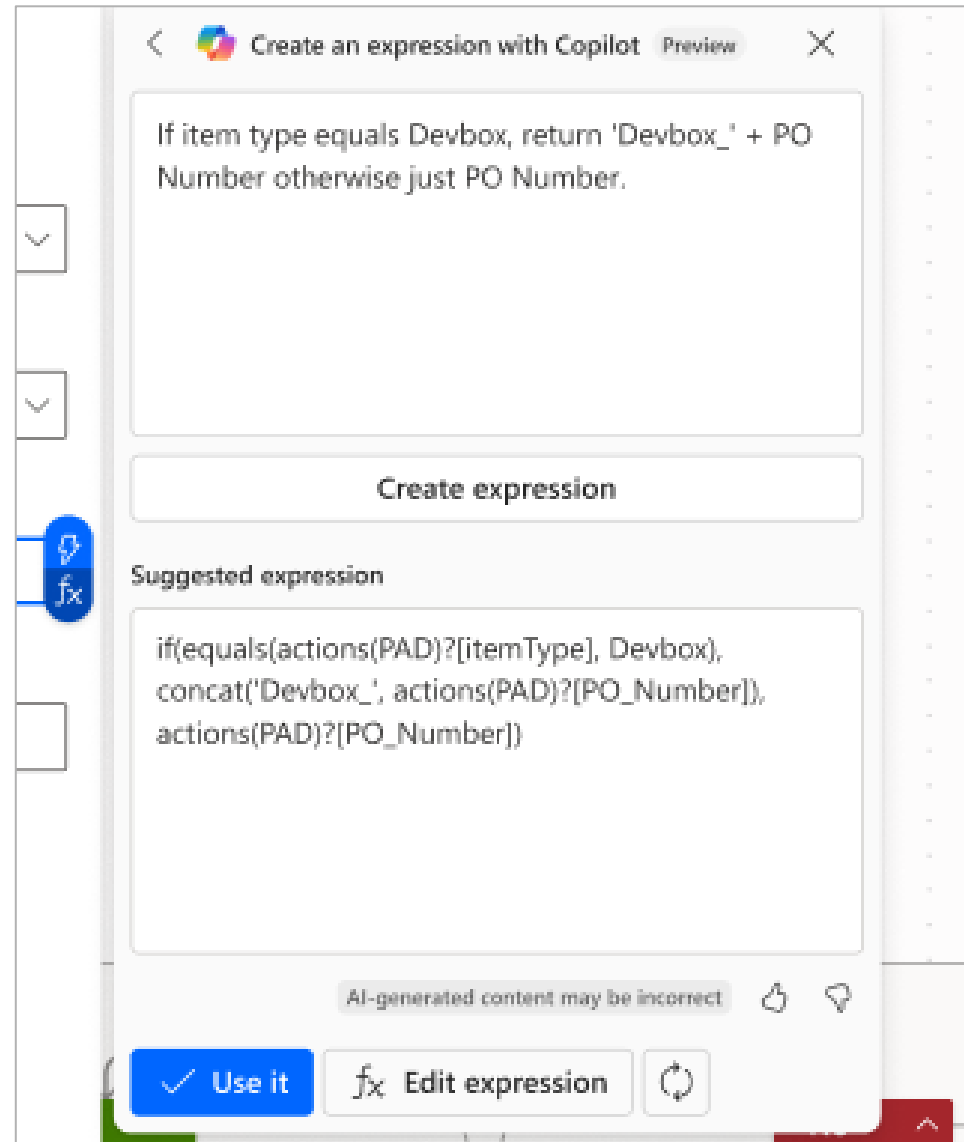
Power Apps - Highlights





Power Automate

Power Automate - Cloud flows



The screenshot shows a dialog box titled "Create an expression with Copilot" with a "Preview" button and a close icon. The main text area contains the instruction: "If item type equals Devbox, return 'Devbox_' + PO Number otherwise just PO Number." Below this is a "Create expression" button. A "Suggested expression" section displays the following code:

```
if(equals(actions(PAD)?[itemType], Devbox),  
concat('Devbox_', actions(PAD)?[PO_Number]),  
actions(PAD)?[PO_Number])
```

 At the bottom, there is a warning "AI-generated content may be incorrect" with thumbs up and down icons. The bottom navigation bar includes a blue "Use it" button, an "Edit expression" button with a function icon, and a refresh icon.

Power Automate - Desktop flows



Item	N / U	Deadline	Benefits / Observations
Build desktop flows with record with Copilot	New	Apr/2025	Record with Copilot makes building desktop automations easier than ever. By simply sharing your screen and describing the task, you can create detailed automations without needing deep technical knowledge. This feature enhances productivity, reduces manual setup time, and empowers you to automate routine tasks with ease.
Capture a VM image on a hosted machine to use as a template	Updated	Jun/2025	With the VM (virtual machine) image capture capability, you can capture a VM image that you customized on a hosted machine. This VM image can then be used as a template for other hosted machines or hosted machine groups. This capability allows you to create your own reusable custom VM image in Power Automate.
Configure and manage SLA with work queues	Updated	Jun/2025	Configuring Service Level Agreements (SLAs) for your work queues allows Power Automate to prioritize running work queue items that are close to the SLA deadline. It also allows Power Automate to highlight work queue items at risk of SLA breach and recommend actions to prevent SLA breaches.
Configure Entra hybrid join for hosted machine groups	Updated	May/2025	Microsoft Entra hybrid join using custom virtual networks (VNETs) with hosted machine groups allows your hosted machine group bots to enroll in both your on-premises Active Directory (AD) and Microsoft Entra ID. This feature is useful in scenarios where automation requires authentication using an AD account, or when devices need to be managed using Group Policy (GPO).
Create automations with natural language	New	Aug/2025	This feature is an enhanced Copilot in Power Automate for desktop. It's a natural language feature that simplifies automation creation with support for Power Fx syntax. With this feature, you can boost productivity and efficiency with Copilot. By leveraging natural language and Power Fx syntax, you can easily create desktop flows without the need for complex coding. This allows for increased productivity and efficiency, which frees up valuable time and resources for other important tasks.

Power Automate - Desktop flows



Item	N / U	Deadline	Benefits / Observations
Optimize desktop flows intelligently	New	Aug/2025	The optimize desktop flows with intelligent insights and recommendations feature delivers significant business value by proactively offering data-driven recommendations during the desktop flow creation process. This ensures higher efficiency and reduces the likelihood of errors, allowing you to build more robust and performant automations. By leveraging historical flow data, usage patterns, and design best practices, this feature empowers you to swiftly identify and resolve potential issues, optimize code, and adhere to best practices. This ultimately enhances productivity and reduces maintenance costs.
Self-heal UI and browser automation actions at execution with AI	Updated	Apr/2025	This feature is for Power Automate for desktop users that automate UI and web interaction scenarios. It improves success rates and handles cases where UI elements can't be found.
Use machine to credential mapping in desktop flow connections	Updated	Jun/2025	In many organizations, each machine must have a unique user session. This implies that they can't use machine groups. A list of credentials will allow them to use unique credentials for each of their machines. For organizations that want to use automations executed on agent machines, there's no option to define mapping between machine(s) and agent(s). The list of credentials will allow an attended automation to the machine of the right agent.
Use your voice to interact with Copilot	Updated	May/2025	The voice command functionality for Power Automate's Copilot enhances productivity by enabling hands-free interaction for creating desktop flows. Users can dictate automation steps in natural language, streamlining the setup of complex workflows. This intuitive interface helps businesses automate repetitive tasks more efficiently, improving operational efficiency.



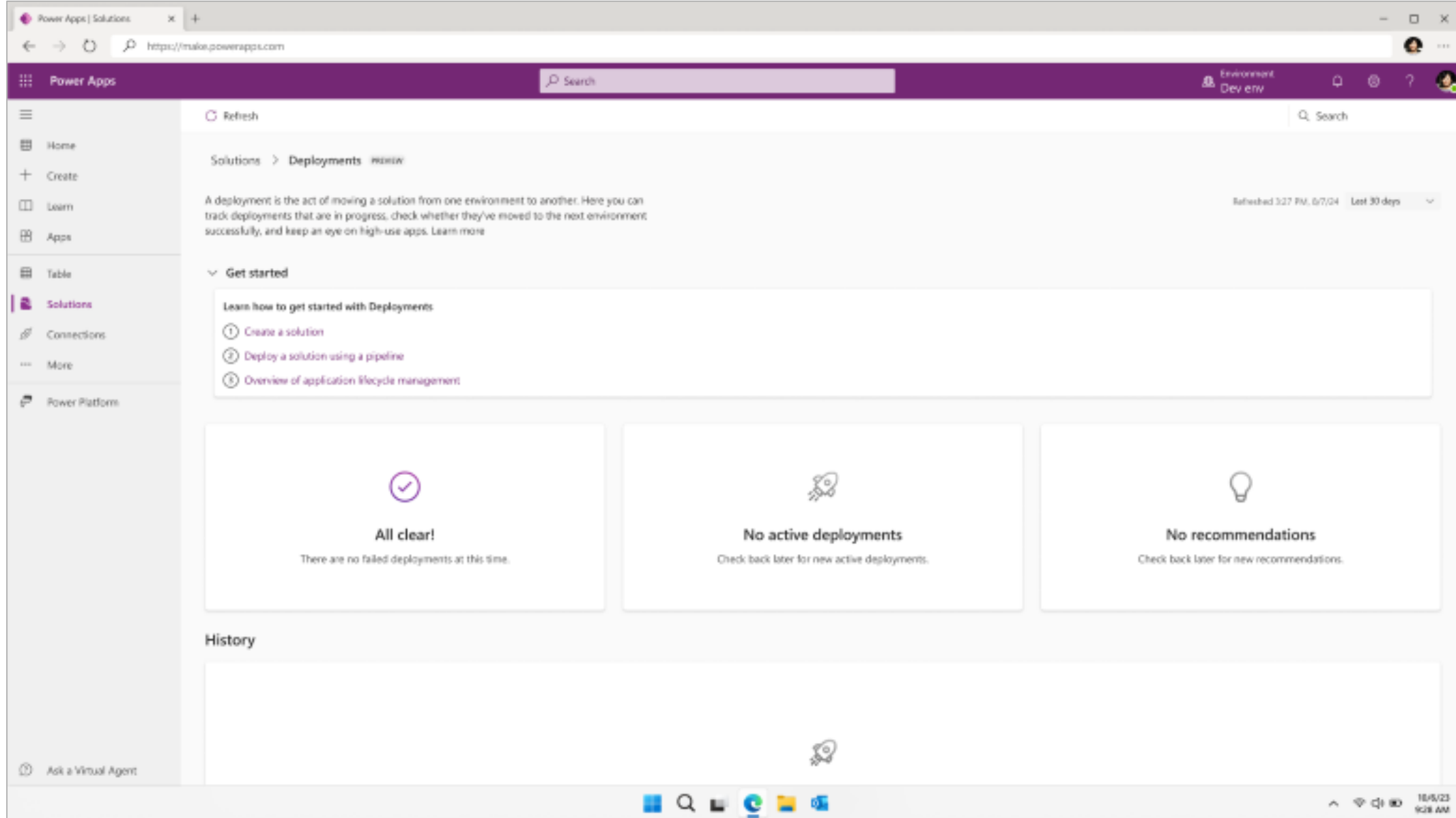
Governance and Administration

Governance and Administration - Application lifecycle management



Item	N / U	Deadline	Benefits / Observations
Manage ALM at scale in the admin deployment hub	Updated	May/2025	The deployment hub makes it easier than ever for admins to manage application lifecycle management (ALM) organization wide. With best-practices, recommendations, and automation baked in, the deployment hub makes admin lives easier as it builds confidence with production assets that are safe and secure. Combined with the maker deployment hub, admins maintain visibility and control while makers can self-serve requests to secure automated deployments.
View all pipelines and get recommendations in deployments hub	Updated	May/2025	The deployments hub for makers provides a unified view of deployment history and current state to makers in their development environments. As it's upgraded, the hub will serve as a central place for everything ALM—recommendations to improve ALM health, a unified deployment experience, and an overview of source control with related actions.
Delegate admin responsibility with group admin roles	Updated	Apr/2025	<p>This feature introduces significant improvements to the Power Platform's administrative capabilities and provides enhancements that include:</p> <ul style="list-style-type: none"> • Controlled access: This capability helps ensure that users have only the access they need to perform their tasks, which enhances security. • Efficiency: Allowing trusted users to manage specific environments can lead to faster response times for administrative tasks. • Scalability: As the number of environments grows, it becomes more practical to delegate administration to maintain manageability. • Specialization: Users with expertise in certain areas can be given administrative control over relevant environments, leading to better management.
Use the new and improved Power Platform admin center	Updated	May/2025	The user interface (UI) of the Power Platform admin center has been improved to provide a more efficient and organized way for admins to go about their daily work. Admins can seamlessly manage and govern the assets in their Power Platform tenant with ease using a modern UI that is easier to use so that admins can accomplish their goals quickly and efficiently.

Governance and Administration - Application lifecycle management



The screenshot shows the Power Apps Solutions > Deployments page. The page title is "Solutions > Deployments". A description states: "A deployment is the act of moving a solution from one environment to another. Here you can track deployments that are in progress, check whether they've moved to the next environment successfully, and keep an eye on high-use apps. Learn more". The page is refreshed at 3:27 PM, 6/7/24, and shows data from the last 30 days. A "Get started" section includes a link to "Learn how to get started with Deployments" and a list of steps: 1. Create a solution, 2. Deploy a solution using a pipeline, and 3. Overview of application lifecycle management. Three status cards are displayed: "All clear!" (no failed deployments), "No active deployments" (check back for new active deployments), and "No recommendations" (check back for new recommendations). A "History" section is visible at the bottom, currently empty. The left sidebar contains navigation options: Home, Create, Learn, Apps, Table, Solutions (selected), Connections, More, and Power Platform. The bottom of the screen shows the Windows taskbar with the date 18/6/23 and time 9:28 AM.

Governance and Administration - Security and compliance



Item	N / U	Deadline	Benefits / Observations
Extend IP firewall to Microsoft Copilot Studio	Updated	May/2025	As an administrator, you can enhance your organization's security by restricting unauthorized access to Microsoft Copilot Studio from IP ranges outside your configured business ecosystem. This ensures that your organization remains secure while allowing you to operate seamlessly without interfering with users when your presence is not required.
Manage Copilot security with enhanced admin controls	Updated	Apr/2025	Admins can use new governance controls to guide Copilot development in their tenants, enforce governance policies that are based on organizational requirements, and unlock Copilot innovation opportunities.
Manage table list views with security roles	Updated	Apr/2025	Using role-based views simplifies the usability of a business line app when multiple users with different needs are introduced. For example, team leads or supervisors working in the case table have different system view needs than a case service rep. Standard system views, like My Cases and My Cases Closed Today, just create clutter for the supervisors. Consequently, makers had to create multiple apps for a cleaner experience.
Mask sensitive data fields with column-level security	Updated	Apr/2025	All enterprise and financial customers are required to protect their customers' personal data and sensitive fields to prevent data from exfiltration. With this feature, you can mask sensitive fields and eliminate the bulk export of these fields.
Permit or deny guest access to an environment	Updated	May/2025	When this environment setting is configured by an admin, guests can be stopped from establishing connections to data sources in that environment, prevented from performing any maker actions, and stopped from using any apps or flows that were shared to them. This security is implemented within the Power Platform admin center without having to use controls like conditional access or continuous access evaluation.

Governance and Administration - Security and compliance



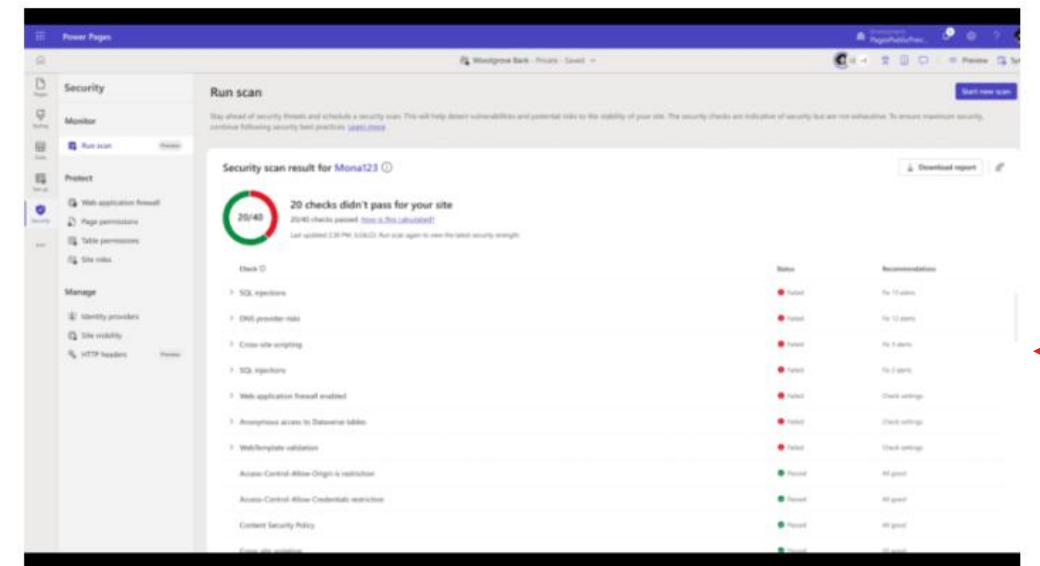
Item	N / U	Deadline	Benefits / Observations
Set up managed identity	Updated	May/2025	<p>Power Platform managed identity provides a robust security framework for services such as connectors, Microsoft Copilot Studio, and environment variable secrets.</p> <p>By using managed identities, organizations can ensure secure and seamless authentication without the need for managing the credentials. This not only simplifies the management of credentials, but also significantly reduces the risk of unauthorized access, credential leaks, and potential security breaches. It also enhances compliance with security policies and regulations, providing peace of mind and allowing organizations to focus on innovation and productivity.</p>
Take advantage of expanded Virtual Network support	Updated	May/2025	<p>Expanded Virtual Network support to more connectors and Power Platform services significantly enhances your data security strategies.</p> <p>This feature allows Power Platform connectors and services, including environment variables, Microsoft Copilot Studio, and service endpoints, to securely connect to private, endpoint-enabled resources in Azure or within their Virtual Network. This eliminates the need to expose these resources to the public internet, which reduces the risk of data exfiltration and ensures a more secure and compliant environment.</p>
Deploy and manage unified sandbox environments	Updated	Jun/2025	<p>Customers can now manage their sandbox environments as part of a unified experience in Power Platform admin center for all Dynamics 365 apps. This provides a consistent and single set of lifecycle operations that an admin can perform across all their artifacts.</p>



Power Pages

Power Pages - Design studio

Item	N / U	Deadline	Benefits / Observations
Enhance modern list with custom JavaScript and new controls	Updated	Apr/2025	The modern list component will now support custom JavaScript, metadata filters, and other features available in the classic list. These enhancements improve performance, visual refresh, and styling capabilities.
Experience enhanced file upload for Power Pages sites	Updated	Jun/2025	We addressed long-standing customer feedback by improving the site experience for visitors through expanded file upload options. Now users can easily drag and drop files or upload them directly from their camera.
Improve site security with security scan	Updated	Mar/2025	Schedule a security scan to keep your site secure from threats. The scan is a static and dynamic security scanning security scan that will find weaknesses and possible threats to your site's stability. Run the scan to evaluate the security level of the site, receive a report with the results of the checks, and review suggestions for what to do next.





Power BI

Item	N / U	Deadline	Benefits / Observations
Web Modelling - Default on		Q1 2025	With this release, the data model editing in the web preview will be enabled by default for Premium workspaces. This allows Power BI users to modify existing semantic models on the web by editing relationships, creating DAX measures, and managing row-level security. We plan to support default on for Pro workspaces as well in a future release.
Copilot for measure descriptions		Q1 2025	Use Fabric Copilot for Power BI to create descriptions for your semantic model measures. The description property is important documentation for your measures, as only the measure name and description are available to those who are making reports from your semantic model. Fabric Copilot can make your semantic model documentation easier by generating measure descriptions for you. This is when you create the measure and when you update the DAX formula of a measure, at each stage Copilot can quickly generate or update the measure description, helping you maintain your documentation and maintaining your workflow.
Copilot for DAX query generation		Q1 2025	DAX query authors can use Copilot for DAX query generation to write, edit, or explain DAX queries on their model data. Ask what data you want to see returned and Copilot will give you the DAX query. Copilot can also be used to add a column or formatting to an existing DAX query, even finding the column in your data. Finally, Copilot can explain what a DAX query is doing or tell you more about specific DAX functions. This is a huge productivity boost in authoring DAX queries.
Data point annotations in Power BI add-in for PowerPoint		Q1 2025	Annotations allow users to add descriptive text to a specific data point within a visualization. They serve as contextual explanations or highlights, aiding viewers in comprehending the visualization. Annotations benefits are: Enhanced Communication: Annotations aid in effectively communicating insights, explanations, or observations within the visualization itself, reducing the need for external documentation or additional explanations. Its main purpose is to highlight key insights, or mark data that need to be explained. Contextual Clarity: Annotations provide contextual information directly on data points, allowing viewers to better understand the significance of specific elements. Presentation and Collaboration: Annotations facilitate effective presentation of visualizations and enable collaboration by providing a platform for discussions and shared insights within the visualization.

Item	N / U	Deadline	Benefits / Observations
Answers to "why questions" in Copilot summaries		Q1 2025	<p>Supporting deeper questions in Power BI's Copilot will enhance the tool's diagnostic capabilities by enabling users to ask "why" questions directly in a conversational format, and offering the "why" behind interesting spikes/dips in data pre-emptively in summary responses. Leveraging AI, Power BI can provide more context, automatic data exploration, and suggest possible explanations based on the underlying data, without requiring the user to manually perform complex analyses.</p> <p>Copilot in Power BI will detect patterns in the data, highlight drivers of change, and present users with visual and natural language explanations, making it easier to understand why certain trends or anomalies are occurring. This will improve the user experience by providing on-demand, intelligent assistance.</p>
Guided experience for Metric sets in Power BI Desktop		Q1 2025	<p>Updated experiences in Power BI Desktop will allow users to easily create reports from a metric and it's related dimensions rather than the entire source semantic model where the original measure lives. The desktop data pane will include updated icons that make clear which items are measures, and which dimensions are associated with them for easy creation experiences.</p> <p>This will make it easy to:</p> <ul style="list-style-type: none"> • Bring in multiple metrics from different semantic models in one go • Identify metrics in the data pane • Identify related fields in the data pane
Expanded Copilot support for Fabric Org Apps		Q1 2025	<p>The assistive Copilot in app experiences currently answers questions based on the specific report in view. With this improvement, Copilot will help users understand what reporting is available in the App through app-wide summaries, find specific reports in the App by topic, and continue to answer questions based on specific reports.</p>
ALM support for Org Apps		Q1 2025	<p>Introduce robust support for Application Lifecycle Management (ALM). The Public Preview of Org Apps will be updated to support change management via Git and can leverage Fabric Deployment Pipelines. This enables scenarios such as source control integration, version management, Continuous Integration and Continuous Delivery (CI/CD) for repeatable mission-critical deployments.</p>

Item	N / U	Deadline	Benefits / Observations
Automatic permission propagation for Org Apps		Q1 2025	When Fabric Org Apps rely on a semantic model built on Direct Lake, Read access will be granted when Org App access is granted. Item permissions are propagated from the Report item to the underlying Semantic Model and, if necessary, the Lakehouse or Warehouse.
Visual Improvements		Q2 2025	<p>We are continuously making a ton of improvement in the core visuals space and in this upcoming update we will be working on several of your top items including:</p> <ul style="list-style-type: none"> • New Azure Map Layers • Continued slicer improvements, including a new text slicer • Updates to our new Card visual
Visual calculations UI Updates		Q2 2025	In this update, it will now be possible to interact with visual calculations using a point and click UI similar to that of Excel. We are also extending the available functions and templates.
Audience support in Org Apps		Q2 2025	This improvement to Fabric Org Apps will add support for defining user access and content display by audience(s), like the functionality in Power BI workspace Apps. Audiences will allow for conditional display of content in the Org App according to the audience or audiences a user belongs to. For instance, app creators can create one audience that can see only a subset of report within the app, but another audience with managerial oversight to make use of all of the reporting.
Semantic Link Notebook integration for Semantic Models		Q2 2025	We are introducing easily discoverable entry points for semantic link templates within Power BI. This enhancement will simplify leveraging the power of semantic link and notebooks by providing access to valuable templates like the Best Practice Analyzer and VertiPaq Analyzer, with all configurations pre-set for you.

Item	N / U	Deadline	Benefits / Observations
Creation of Direct Lake semantic models in Power BI Desktop		Q2 2025	<p>Power BI is standardizing on open-data formats by adopting Delta Lake and Parquet to help you avoid vendor lock-in and reduce data duplication. This minimizes data silos and fragmentation, offering a single source of truth across the enterprise. Direct Lake accelerates time to data-driven decisions by unlocking incredible performance directly against OneLake, without the need to manage costly, time-consuming data refreshes for large volumes of data in OneLake.</p> <p>Create Direct Lake semantic models from Power BI Desktop from any OneLake source, not only Lakehouse or Warehouse. This feature allows users to build and maintain Power BI semantic models that query data directly from the lake, without depending on the SQL endpoint, enabling faster performance, simpler security management.</p>
TMDL View Copilot		Q2 2025	<p>TMDL View Copilot is an inline assistant designed to help semantic model developers automate tasks like translating models into different languages or setting description properties for documentation. It also supports AI-powered script manipulation for bulk operations, such as renaming or batch creation of measures. TMDL View Copilot helps you focus on what you love and handle tasks you don't.</p>

Thank you!



dynamics365team@alfapeople.com



DK: +45 70 20 27 40
DE: +49 5221 28 44 00
CH: +41 43 355 30 60

